

**FIMBEL**  
ARCHITECTURAL DOORS  
*More in a Garage Door Since 1924.*

# *More in a* **GARAGE DOOR**

**The American Legends Series** | *Carriage House Style*



PROUDLY MADE IN THE USA FOR OVER 95 YEARS BY THE FIMBEL FAMILY OF WHITEHOUSE, NJ  
FIMBELADS.COM

Featured cover photo product details:  
Revere LV17-A



**FIMBEL**  
ARCHITECTURAL DOORS  
More in a Garage Door Since 1924.



Wright LV13-S w/ 12 lites

## ALL FIMBEL PRODUCTS:

- ▶ Uniquely crafted for you
  - ▶ Smooth, high-end look of wood
  - ▶ Low-maintenance
  - ▶ Replacement sections available
  - ▶ Range of styles and price points
- 
- ▶ Solid, one-piece grille with profile options and no joints or inserts
  - ▶ Large or small window options
  - ▶ Available in 1" height increments
  - ▶ Custom designs and arches available
- 
- ▶ Energy-efficient
  - ▶ Multiple design patents
  - ▶ Quality finishing options
  - ▶ Proudly made in the USA
  - ▶ Robust long-life warranty regardless of geography

# Four Generations of *Quality Door* Manufacturers

For 95 years, our family has committed to quality. We are proud our products do more than bring lasting beauty by also supporting our mission for sustainability. Behind the smooth, high-end look of wood, we use composite materials from partners

who share our values. Fimbel doors are durable to stand the test of time and low-maintenance to add time to your lifestyle. Residential or Commercial. Carriage Style to Modern Design. Historic Restoration or New Build. *We offer you more in a garage door.*

## ▶ YOU CAN COUNT ON FIMBEL'S COMMITMENT TO TRUST & VALUE



**Limited Lifetime Warranty\***

\*Consult your dealer for details



**95-Year Industry Leader**

Established in 1924, 4th generation-owned business



**Garage Door Section Replacement**

Replace damaged sections without having to replace the whole door



**Proudly Made in the USA**

For over 95 years by the Fimbel Family of Whitehouse, NJ



We partner with One Tree Planted (501c3) to do our part to restore our generous forests and our planet



Internal focus on optimization of logistics and recycling efforts to reduce our footprint



We run on SOLAR! And we pass along our unused power back to the grid





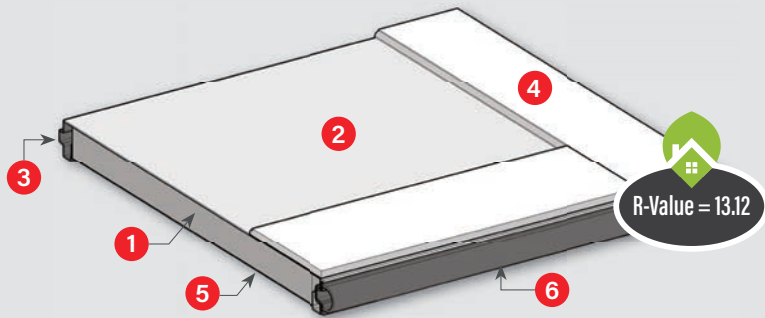
**FIMBEL**  
ARCHITECTURAL DOORS  
More in a Garage Door Since 1924.

# The American Legends Series | Carriage House Style



Using a vinyl-coated steel pan and applying composite overlays to create a classic wood door look, this Series lives everywhere - even near the ocean without rotting and rusting. Adding our smooth, solid overlays made of sustainable material separates us from the competition's fake wood grain. With customizable top designs in 1" height increments, we offer you more. The American Legends Series was engineered for longevity and designed for beauty at a price point sure to please.

▶ See more at [www.fimbelads.com/gallery](http://www.fimbelads.com/gallery) ▶ Traditional door styles also available



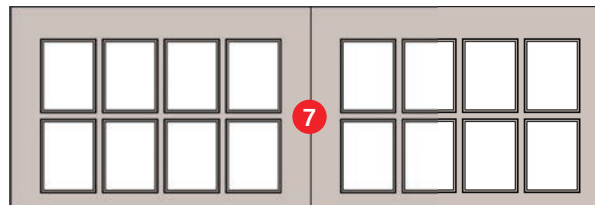
## ▶ American Legends Series Innovative Construction Features:

- 1. Laminated, insulated core to increase energy efficiency and reduce noise
  - 2. Vinyl-coated smooth 20 gauge face
  - 3. Interlocking tongue and groove vinyl-coated sections joints to tightly secure your garage
  - 4. Cope & Bead smooth, solid composite overlays
  - 5. High-impact prefinished interior cover to protect your door
  - 6. Heavy-duty bottom astragal to protect the interior of your garage
  - 7. Traditional style grille
  - 8. Standard glass section profile: C-Grille
- ▶ Overall section thickness is 2.5"
  - ▶ Standard: 4 sections with customizable tops
  - ▶ Manufactured using G90 steel
  - ▶ Overlay Material: Versatex for unfinished doors and Tricoya for finished doors
  - ▶ The look of real painted wood



## ▶ Glazed Grille Top Details:

Design your own, or count on one of ours! Customize to meet your needs. Solid tops available, see website for further options: [www.fimbelads.com](http://www.fimbelads.com)

**Traditional:** 1" Vertical Muntins across whole grille: arch or square  
Available on: All Series



**C-Grille Profile:** Bead with Radiused Inside Corners  
Available on: All Series



American Legends Door Detail



Wright LV13-S



McCormick LV15-A



MS44 Short Panel



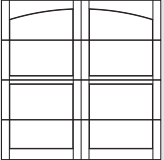
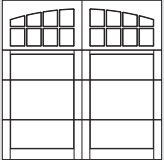
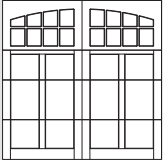
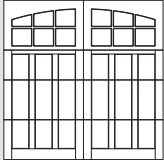
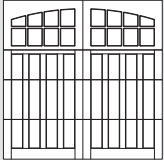


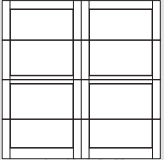
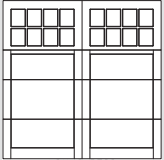


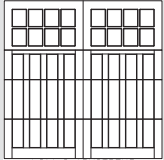
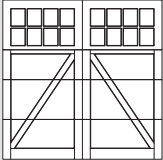
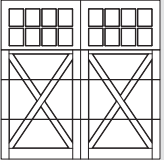
Hancock LV17-S

# Models and Specifications | *American Legends Series*

## ➤ **STEP 1:** Choose the **DOOR STYLE** that best compliments the style of your home





▶ Please note that all door top designs are interchangeable. Choose a door design style, then choose the top design of your choice. Door widths available in 8, 9, 10, 12, 16 & 18 feet.

CARRIAGE HOUSE STYLE



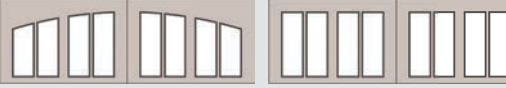

						
Bell LV11-A	Edison LV11-A	Ford LV12-A	Lindbergh LV13-A	Franklin LV14-A	McCormick LV15-A	Revere LV15-A
						
Carver LV11-S	Ross LV11-S	Vanderbilt LV12-S	Wright LV13-S	Armstrong LV14-S	Oakley LV15-S	Hancock LV17-S

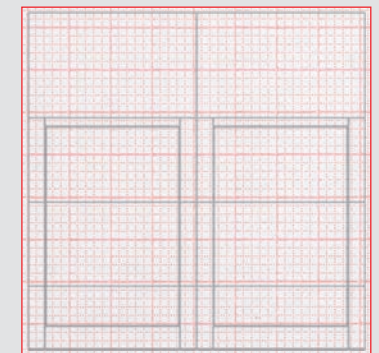
  

TRADITIONAL STYLE

			
MS24 Long Panel	MS44 Short Panel	MS24 Long Panel w/Stockton LP Top	MS44 Short Panel w/Sunray SP Top

## ➤ **STEP 2:** Choose from our popular **DOOR TOP DESIGNS**, consult your dealer for more options

Arch 	Dual Arch 	Traditional 8 
Custom Elliptical 	Full Arch 	Euro 8 
Colonial Corners 	Traditional 12 	Euro 16 



✂ **Draw Your Perfect Door Here** ✂  
 Design options are limited.  
 Top options are nearly unlimited.

# Customization Opportunities | *Experience More for Your Door*

## > **STEP 3:** Choose the **SPECIALTY GLASS STYLE** that best fits your needs



Standard DSB



Grey Tinted DBS (also in Bronze)



Acid-Etched



Pattern 62

*Insulated glass comes in the following styles:*


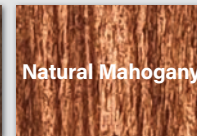
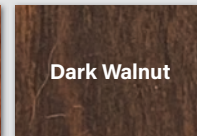
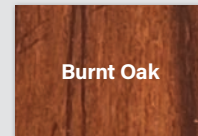
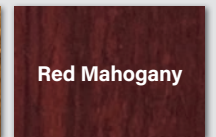
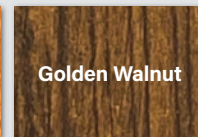

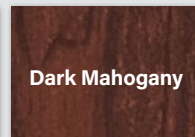
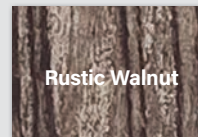
- Standard
- Acid-Etched
- Tempered
- Tinted DSB

▶ *Glass designs may vary slightly*

▶ *Insulated Glass Package may be required in certain conditions*

## > **STEP 4:** Choose the right **COLOR AND FINISHING** options to make your door stand out

- ▶ Custom solid-color matching
- ▶ Two-tone finishing
- ▶ Custom stain matching
- ▶ DIY paint kits in select colors
- ▶ And more!



## > **STEP 5:** Choose from any of the many **UPGRADES** to further customize your door



Hi-Lift & Powder Coated Track



Longer Life Springs



Wind Load Package



Decorative Hardware\*

*\*Please note: when applying decorative hardware to Tricoya products, we strongly recommend that corrosion-resistant fixings, such as high-quality stainless steel, are used.*

**CHALLENGE WHAT YOU THINK IS TRUE OF GARAGE DOORS! WE DARE YOU!**

For 95 years, we have worked with dedicated and talented men and women to provide you with excellent service, and we carry that tradition forward today. Visit our website to find a dealer [www.fimbelads.com/dealers](http://www.fimbelads.com/dealers), or email our Customer Service Team at [sales@fimbelads.com](mailto:sales@fimbelads.com) to learn more!



# *Experience More...*

More Creativity. More Beauty. More Durability.



FROM STANDARD TO CUSTOM SOLUTIONS, ANYTHING IS POSSIBLE.

## *Certifications, Partnerships, Associations & Recognition*



More in a Garage Door Since 1924.

Fimbel Architectural Door Specialties

PO Box 96, Whitehouse, NJ 08888

908.534.1732

sales@fimbelads.com

fimbelads.com

